

# LITHIUM BATTERY SHIPPING INSTRUCTIONS

## STEP ONE

Open attachments. Print in **COLOR**. **UN 3090** border must be **RED**




## STEP TWO

Acquire a sturdy box, ideally sized at 14x10x12 inches, and prepare it before packaging the heavy battery. Cut the stickers and put one sticker on each side of the box. Four stickers in total to go on each side of the box.


## STEP THREE

To prevent damage during packing, carefully secure your battery using cushioning materials like peanuts or bubble wrap. Securely close and seal your box. Place shipping label on top of the box.







**UN 3090**



**UN 3090**



**UN 3090**



**UN 3090**